

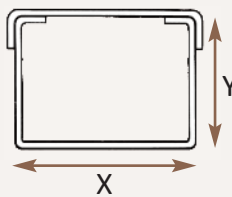
- A range of standard sizes from 50x50mm to 300x300mm
- Any size, or profile, can be manufactured
- Rapid installation
 - each length comes with a threaded connector - no need for nuts
 - quick release lid
 - a full range of accessories means no on site fabrication

- Optional extras include:
 - weatherproof trunking
 - partitions to give multiple compartments
 - choice of finish, of galvanised steel, white, stainless steel and others to order
- Made to comply with BS4678 part 1
- Extensive range of flat, internal and external bends, tees and other accessories



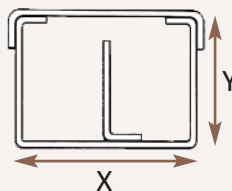
Standard profiles:

Surface Trunking



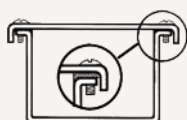
Ref C type

- Available for any value of X and Y
- A range of stocked sizes
- Available in 2 or 3m lengths



Ref C type - multiple

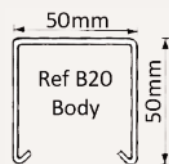
- Available for any value of X and Y
- Any number of compartments
- Compartments of equal or unequal size



Ref E type

- Available for any value of X and Y
- Lid and all joints fitted with gasket for weatherproof seal

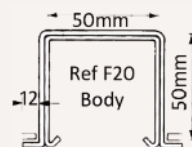
Lighting Trunking



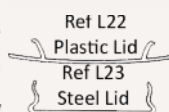

- Ranges B, F and L are available ex stock in 3m lengths

- Available for any value of X and Y

- Available in ranges B, F and L with a choice of a steel or plastic clip in lid. For all other sizes a steel clip in lid is provided



- Plastic ref 22




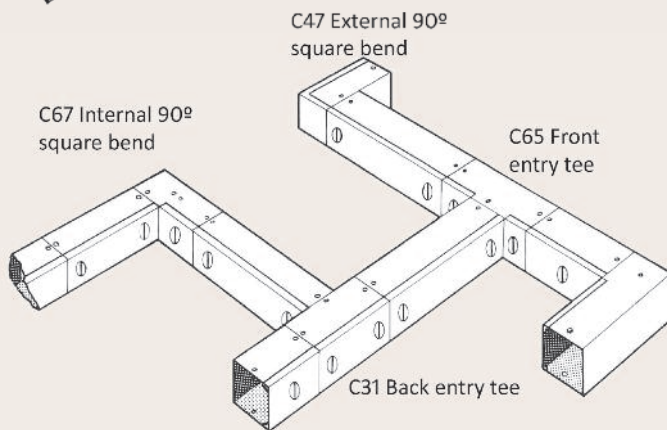
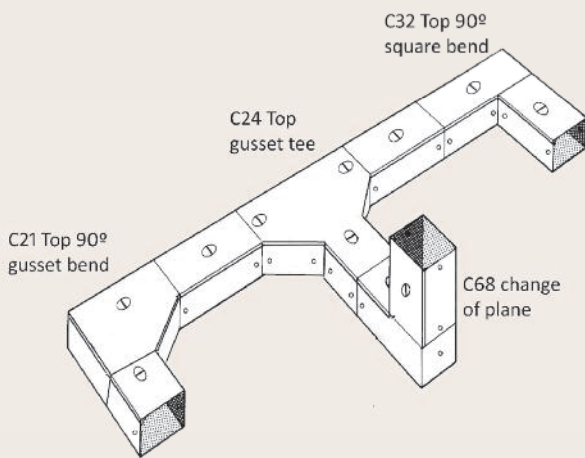
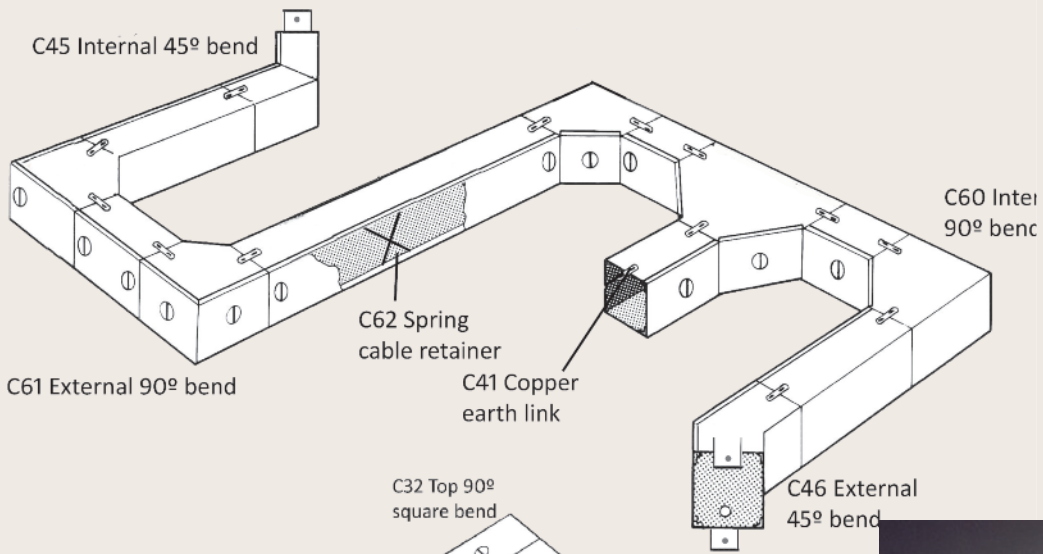
- Steel ref 23



Part references - Standard surface trunking - C type

To order quote part reference followed by Width x Height in mm, e.g. C20-2m-100x50 for a 2m length of 100mm wide by 50mm high C type surface trunking. For multiple compartment, specify number of compartments with a "/n" where n is the number of compartments. We will assume equal compartments unless another spacing is specified. Example C20-100x50/2 (70:30) for unequal 2 compartment trunking 100x50mm with compartments 70 and 30mm. Note that for unequal compartment flat bends are handed and hand must be specified on ordering. Codes for some sizes are shown below. Other standard sizes include 75*50, 100*50, 150*75, 200*50, 200*100, 300*50, 300*100.

			Standard surface trunking				Lighting trunking		
			50*50	75*75	100*100	150*150	LI-B	LI-F	LI-L
	C20-2M	2m length body	C20-2M-50*50	C20-2M-75*75	C20-2m-100*100	C20-2M-150*150			
	C20-3M	3m length body	C20-3M-50*50	C20-3M-75*75	C20-3M-100*100	C20-3M-150*150	LI-B20	LI-F20	LI-L20
	C20L	2m length lid	C20L-50*50	C20L-75*75	C20L-100*100	C20L-150*150			
	C20L-3M	3m length lid	C20L-3m-50*50	C20L-3m-75*75	C20L-3m-100*100	C20L-3m-150*150			
	22	3m plastic lid					LI-B22	LI-F22	LI-L22
	23	2m metal lid					LI-B23	LI-F23	LI-L23
	C21	Top gusset bend	C21-50*50	C21-75*75	C21-100*100	C21-150*150	LI-B21	LI-F21	LI-L21
	C24	Top gusset tee	C24-50*50	C24-75*75	C24-100*100	C24-150*150	LI-B24	LI-F24	LI-L24
	C27	Top gusset cross	C27-50*50	C27-75*75	C27-100*100	C27-150*150	LI-B27	LI-F27	LI-L27
	C28	Flange tee	C28-50*50	C28-75*75	C28-100*100	C28-150*150	LI-B28	LI-F28	LI-L28
	C32	Top square bend	C32-50*50	C32-75*75	C32-100*100	C32-150*150	LI-B32	LI-F32	LI-L32
	C33	Top square tee	C33-50*50	C33-75*75	C33-100*100	C33-150*150	LI-B33	LI-F33	LI-L33
	C38	End cap	C38-50*50	C38-75*75	C38-100*100	C38-150*150	LI-B38	LI-F38	LI-L38
	C42	Terminating flange end	C42-50*50	C42-75*75	C42-100*100	C42-150*150	LI-B42	LI-F42	LI-L42
	C44	Top 45° bend	C44-50*50	C44-75*75	C44-100*100	C44-150*150	LI-B44	LI-F44	LI-L44
	C45	Inside 45° bend	C45-50*50	C45-75*75	C45-100*100	C45-150*150	LI-B45	LI-F45	LI-L45
	C46	Outside 45° bend	C46-50*50	C46-75*75	C46-100*100	C46-150*150	LI-B46	LI-F46	LI-L46
	C47	Outside square bend	C47-50*50	C47-75*75	C47-100*100	C47-150*150	LI-B47	LI-F47	LI-L47
	C48	Inside square bend	C48-50*50	C48-75*75	C48-100*100	C48-150*150	LI-B48	LI-F48	LI-L48
	C60	Inside gusset bend	C60-50*50	C60-75*75	C60-100*100	C60-150*150	LI-B60	LI-F60	LI-L60
	C61	Outside gusset bend	C61-50*50	C61-75*75	C61-100*100	C61-150*150	LI-B61	LI-F61	LI-L61



Accessories



C41 Earth link



C62 Spring type Cable Retainer

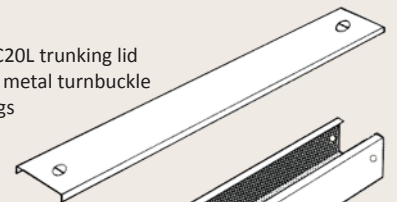


C52 Tapered reducer

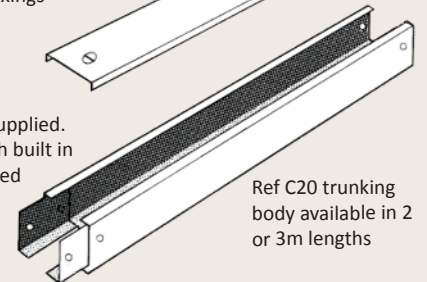


C64 Suspension saddle

Ref C20L trunking lid with metal turnbuckle fixings



Ref C390 1 pair supplied. Now supplied with built in thread for increased speed of fixing.



Ref C20 trunking body available in 2 or 3m lengths