




The 700 round series floor box offers a huge number of variations, enabling it to satisfy almost any site conditions. The make up of the box is shown below, together with the options available. If your required option is not covered here please call our sales team who would be happy to suggest alternatives.



Lid options

- Brass
- or stainless steel

- As standard with a recessed lid (lid recess to be any depth to suit your floor covering) or with a flat lid

Frame Options

- As standard without trim flange
- Optional trim flange available

Outlet flap options

The outlet flap is cast from the same material as the lid and frame

- Standard satin finish on the outlet flap, also available in mirror polished
- Standard handle contains Cableduct name. Also available without the name

Base box options

- Depth (85 or 120 as standard, or any depth greater than 65mm is possible). Note 80mm minimum depth to top of finished floor
- Feed type - conduit (cavity or screed), in screed trunking
- Fitting type - as standard the lid & frame are height adjustable and sit within the outer box. The base is installed on the sub floor. The lid and frame adjust to be flush with the finished floor
- It is possible to have the base box and inner frame fitting entirely within the round frame. Please call to discuss.


Inner frame options

As standard gives 30mm plug top space for 65mm boxes, 30 or 40mm for 85mm boxes, and 70mm for 120 deep box. Any plug top space can be provided.

Size options

Three standard diameters:

- 1) 127mm to fit a single socket



- 2) 193mm to fit 2 outlet plates




- 3) 289mm to fit 3 outlet plates



The ordering product code of all standard sizes is shown below. Other sizes available to order, please call our sales team to discuss. Unless specified otherwise, all boxes are supplied in the standard finish, to the lid recess that must be specified on ordering, with 20 and 25mm conduit knockout in the base box to suit either cavity floors or fixed remotely in screed floors.

Bases are held in stock, tops are finished to order and made to your specific lid recess which must be specified on order. To order please call on 020 8683 1126, fax on 020 8689 7896 or email info@cableductuk.com

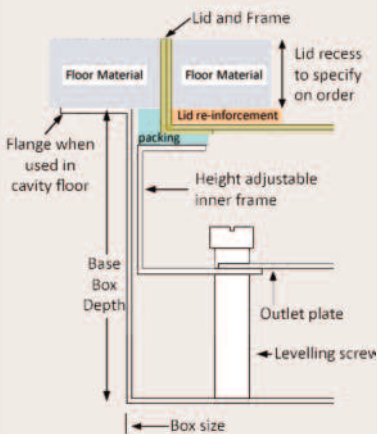
Code		Number of compartments	Diameter (mm)	Box size (mm)††	Base box depth (mm)	Plug top space (mm)
SBOX-7RS-65-ST	SBOX-7RS-65-BR	one	127	156 x 156	65	30
SBOX-7RS-85-ST	SBOX-7RS-85-BR	one	127	156 x 156	85	40
SBOX-7RS-120-ST	SBOX-7RS-120-BR	one	127	156 x 156	120	70
SBOX-7RO-85-ST	SBOX-7RO-85-BR	two	193	239x256	85	40
SBOX-7RO-120-ST	SBOX-7RO-120-BR	two	193	239x256	120	70
SBOX-7RL-65-ST	SBOX-7RL-65-BR	three	289	306x306	65	30
SBOX-7RL-85-ST	SBOX-7RL-85-BR	three	289	306x306	85	30
SBOX-7RL-120-ST	SBOX-7RL-120-BR	three	289	306x306	120	70



Standard finish stainless steel, shown 7RL recess 25mm†




Standard finish brass, shown 7RS



The following dimensions can be adjusted for all standard floor boxes:

- Depth** base box depth
- Lid recess** in the lid for finished floor material plus any adhesive.
- Plug top** the height between the closed lid and the outlet plate



Optional Extras:

- SBOX-700-BRONZE Extra to supply a bronze surface finish to a brass box to achieve a dark brown antique bronze effect
- SBOX-700-CL-HAN Extra to supply the handle without the Cableduct name
- SBOX-700-FL-MIR Extra to supply lid with a mirror polished outlet flap
- SBOX-700-FLANGE Extra to supply frame with a trim flange
- SBOX-700-FLTLD Extra to supply lid with a flat instead of recessed lid
- SBOX-MIRROR Extra to supply lid with a mirror polished flap and a Mirror polished frame (usually required only on a trim frame)
- SBOX-RETRO Extra to supply the base box and inner frame in a hexagonal shape that fits entirely within the round diameter, required for retrofitting into existing floors or similar



All boxes are suitable for screed or cavity floors, and as standard are supplied with 20mm and 25mm conduit knockouts in the base box. All boxes can also be combined with our screed trunking ranges, of in screed or flush screed type. Note that all levelling of the box must occur prior to the floor finish being laid, as once fitted the height adjustment screws are not easily accessible. Note the minimum overall depth from top of finished floor to bottom of base is 80mm

† We recommend a recess of 30mm or less due to the weight of the lid when filled

†† Note that the standard round box fits within a larger base box. Where site conditions demand the base to be smaller than the round frame we can supply hexagonal bases, see SBOX-RETRO



Ref 7RS, diameter 127mm to accept a single socket outlet

Plates for 127mm diameter box (1 per):



Ref 7RS-01
Blank Plate



Ref 7RS-75W
single switched socket



Ref 7RS-5amp
single 5 amp socket



Ref 7RS-91††
2 x Lj6C apertures



Ref 7RS-59
Single Euromod 50x50 aperture



Ref 7RO, diameter 193mm to accept 2 outlet plates (shown with optional trim flange)

Plates for 193mm diameter box (2 per):



Ref 7RO-01
Blank Plate



Ref 7RO-54
Twin switched socket



Ref 7RO-76
2 x 5A sockets



Ref 7RO-61†
Twin latched 13A RCD



Ref 7RO-59
2 x Euromod 50x50 apertures



Ref 7RO-91††
4 x Lj6C apertures



Ref 7RL, diameter 289mm to accept 3 outlet plates

Plates for 289mm diameter box (3 per):



Ref 501
Blank Plate



Ref 551
Schuko Euro socket



Ref 554
Twin switched 13A



Ref 555
Twin unswitched 13A



Ref 558
2 x 1 gang



Ref 559
2 x Euromod 50x50



Ref 561†
Twin latching RCD



Ref 562†
Twin active reset RCD



Ref 575
1 x 1 gang & 1 x 13A



Ref 576
2 x 5A sockets



Ref 577
Twin 13A & 1x5A



Ref 586
1 x 2 gang outlet



Ref 586D
1 x 2 gang dished 10mm



Ref 588
3 x 13A switched sockets



Ref 590
3 x 13A sockets



Ref 591††
4 x Lj6C apertures (22.4x36.4)



Ref 592
4 x Alphasnap (23.5x47.5)



Ref 593††
4 x Lj6C apertures angled plate

Virtually any plate request can be accommodated, including non standard sockets and dished plates to provide increased plug top space.

† For boxes 85mm or deeper only

†† Standard outlets 22.4x36.4 for Hellermann Tyton, Modsnap, Austin Lj6C modules. Can be used with cat 6 for boxes of 85mm or deeper.

Ref 592 Alphasnap aperture 23.5x47.5mm

Lj6C modules are available to be ordered separately;

SBOX-DATA-CAT5E - CAT5E data module

SBOX-DATA-CAT6 - CAT6 UTP data module