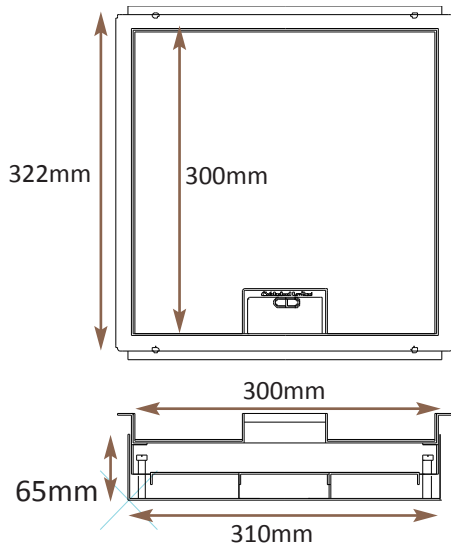


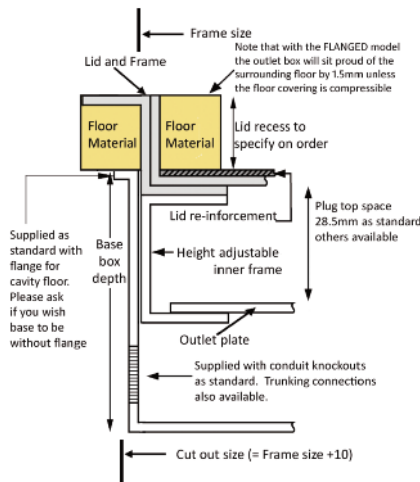
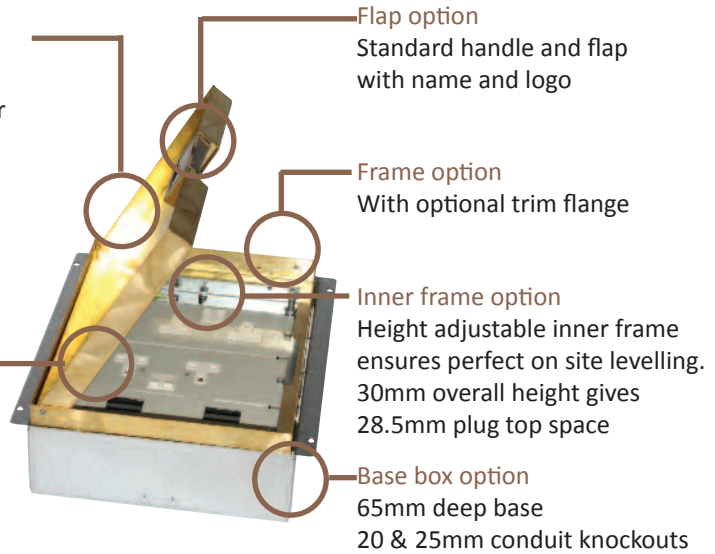
*Standard Finish with optional trim flange*



Frame size 300x300mm with 12.5mm visible trim flange  
 Base box size 310x310mm  
 Lid recess - advise on order to suit floor covering  
 Base with 20 & 25mm conduit knockouts in base and sides

Lid option -  
 Brass. Lid recess  
 made to suit floor  
 covering

Outlet plate  
 options  
 Fits 3 standard  
 outlet plates.



*Optional Extras*

- SBOX-700+BR Extra to supply box in 2mm brass, with 4mm thick infill plate to withstand larger loads
- SBOX-700-MOUSE Extra to supply a cable exit "Mousehole" opening
- SBOX-700-FTLID Extra to a flat instead of recessed lid
- SBOX-700-LOCK Extra to supply lid and frame with a cam lock
- SBOX-700-BRONZE Extra to a supply with Antique Bronze coating
- SBOX-700-BR-AB Extra to a supply with Antique Brass coating
- SBOX-700-BR-JB Extra to a supply with Jordan Bronze coating
- SSB70RETRO Retro style base box fitting entirely within frame

