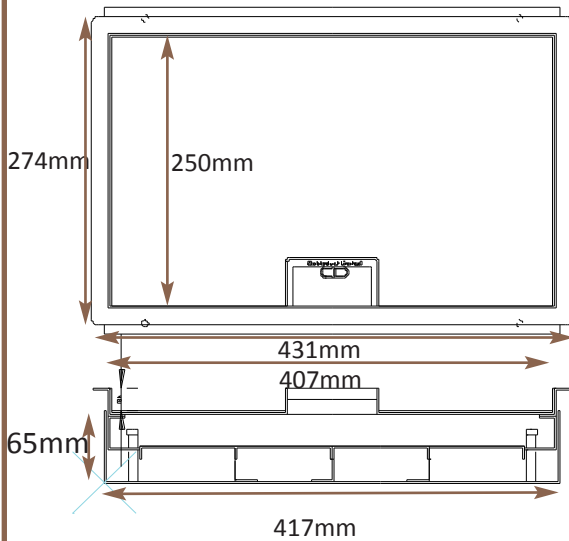
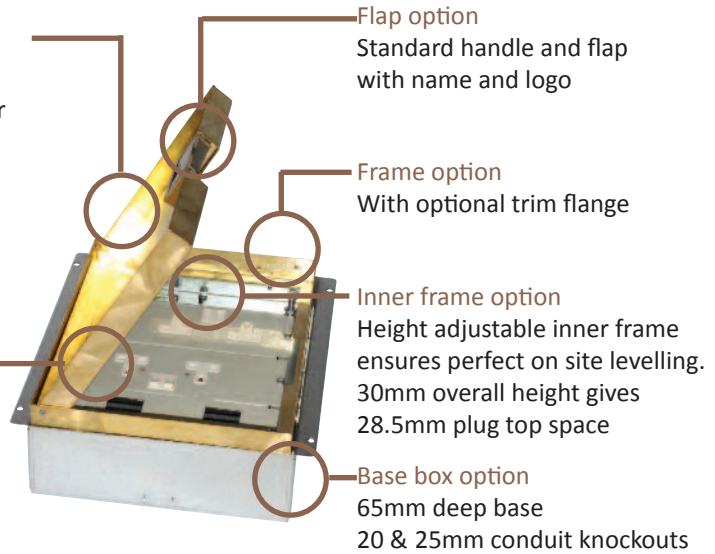


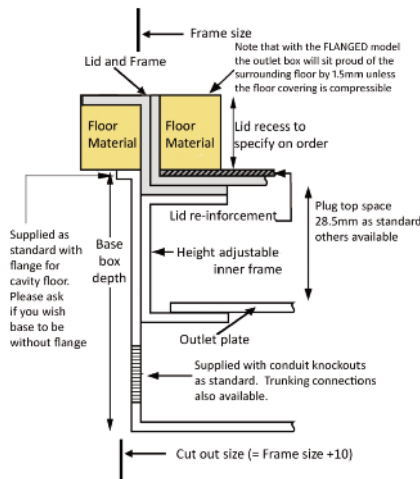
Standard Finish with optional trim flange



Lid option - Brass. Lid recess made to suit floor covering



Outlet plate options
Fits 4 standard outlet plates.



Frame size 407x250mm (plus visible trim flange 12mm)
Base box size 417x260mm
Lid recess - advise on order to suit floor covering
Base with 20 & 25mm conduit knockouts in base and sides

Optional Extras

- SBOX-700+BR Extra to supply box in 2mm brass, with 4mm thick infill plate to withstand larger loads
- SBOX-700-MOUSE Extra to supply a cable exit "Mousehole" opening
- SBOX-700-FTLID Extra to a flat instead of recessed lid
- SBOX-700-LOCK Extra to supply lid and frame with a cam lock
- SBOX-700-BRONZE Extra to a supply with Antique Bronze coating
- SBOX-700-BR-AB Extra to a supply with Antique Brass coating
- SBOX-700-BR-JB Extra to a supply with Jordan Bronze coating
- SSB74RETRO Retro style base box fitting entirely within frame

