

Standard Finish with optional trim flange



Lid option -
Stainless steel. Lid
recess made to suit
floor covering

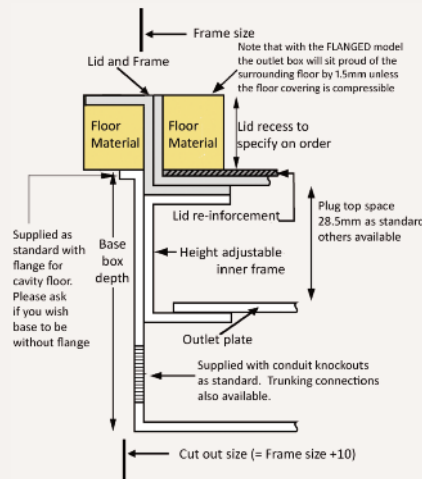
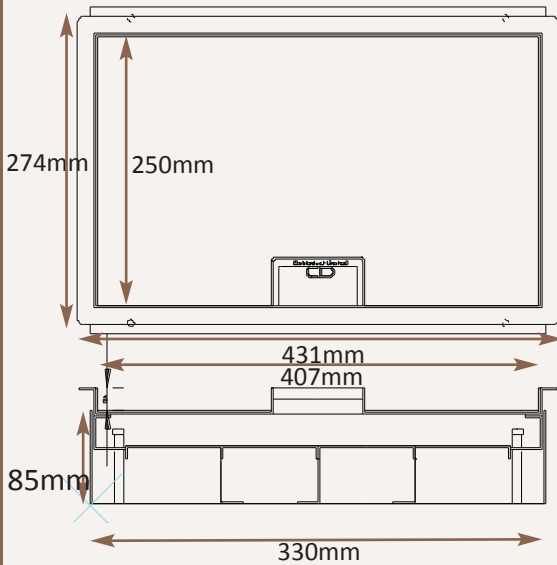
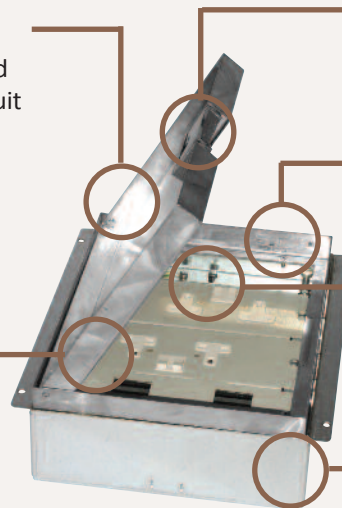
Flap option
Standard handle and flap
with name and logo

Frame option
With optional trim flange

Inner frame option
Height adjustable inner frame
ensures perfect on site levelling.
30mm overall height gives
28.5mm plug top space

Base box option
85mm deep base
20 & 25mm conduit knockouts

Outlet plate
options
Fits 4 standard
outlet plates.



Frame size 407x250mm (with 12mm visible trim flange)
Base box size 417x260mm
Lid recess - advise on order to suit floor covering
Base with 20 & 25mm conduit knockouts in base and sides

Optional Extras

- SBOX-700+ST Extra to supply box in 2mm stainless steel, with 4mm thick infill plate to withstand larger loads
- SBOX-700-IP65 Extra to box that is IP65 rated when not in use (note that the standard version is not suitable for wet washing)
- SBOX-700-FL-MIR Extra to supply lid with a mirror polished outlet flap
- SBOX-700-LOCK Extra to supply lid and frame with a cam lock
- SBOX-700-FLTLID Extra to a flat instead of recessed lid
- SBOX-MIRROR Extra to supply lid with a mirror polished flap and a Mirror polished frame (usually required only on a trim frame)
- SBOX-700-MOUS Mousehole openings to be used
- SB74RETRO Retro style base box fitting entirely within frame

