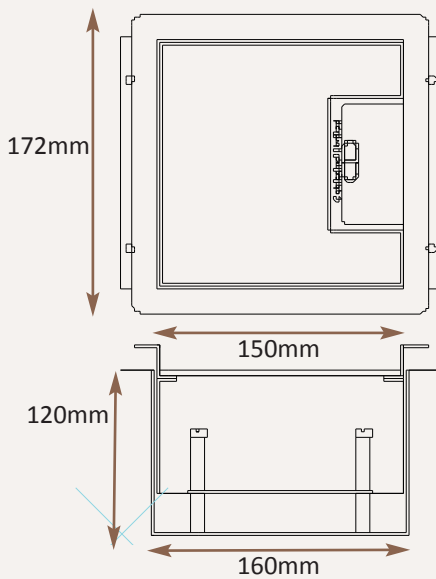


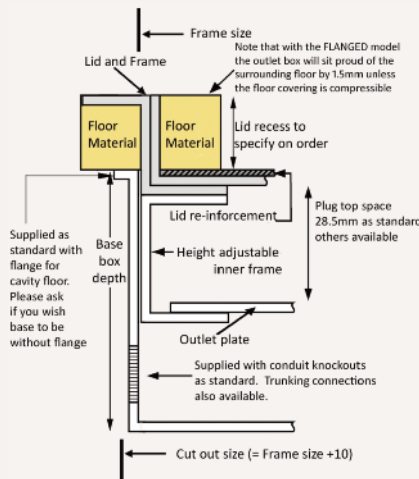
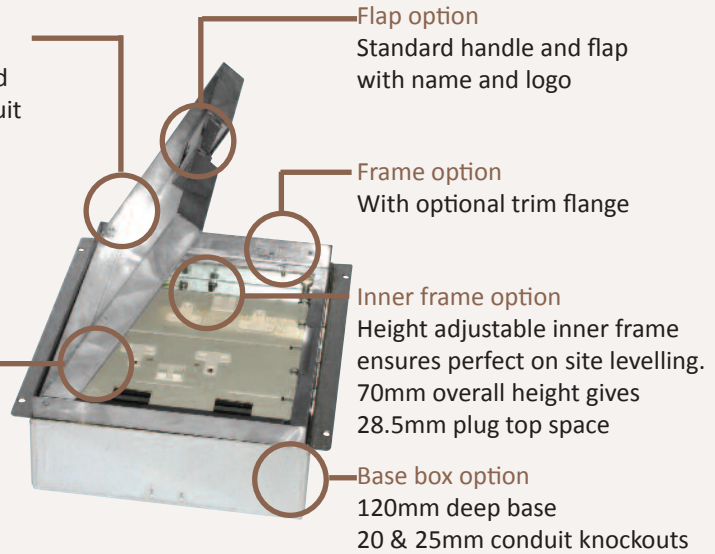
Standard Finish with optional trim flange



Frame size 150x150mm (with 12.5mm visible trim flange)
 Base box size 160x160mm
 Lid recess - advise on order to suit floor covering
 Base with 20 & 25mm conduit knockouts in base and sides

Lid option -
 Stainless steel. Lid
 recess made to suit
 floor covering

Outlet plate
 options
 Fits 1 socket or 2
 data outlets



Optional Extras

- SBOX-700+ST Extra to supply box in 2mm stainless steel, with 4mm thick infill plate to withstand larger loads
- SBOX-700-IP65 Extra to box that is IP65 rated when not in use (not available in this size)
- SBOX-700-FL-MIR Extra to supply lid with a mirror polished outlet flap
- SBOX-700-LOCK Extra to supply lid and frame with a cam lock
- SBOX-700-FLTLID Extra to a flat instead of recessed lid
- SBOX-MIRROR Extra to supply lid with a mirror polished flap and a Mirror polished frame (usually required only on a trim frame)
- SBOX-700-MOUS Mousehole openings to be used
- SB7SRETRO Retro stlye base box fitting entirely within frame

