

Comprehensive range · Robust · Rapid & easy installation

TRUNKING

- Robust trunking in galvanised steel (1.2mm)
- Expansive trunking system with standard trunking lengths of 2m, ranging from 50x50mm to 300x150mm and all points in-between (trunking of different height but identical width use the same width lids, i.e. 100x50mm and 100x75mm both use 100mm lids)
- Made-to-order: Any size, or profile, can be manufactured
- Multiple compartments *available as option*, with equal sizes as standard. If unequal-sized compartments are required, following details to be specified on ordering: sizes/spacing of each compartment, 'handing' of flat bends
- Rapid and easy installation with fixings included. Threaded connectors so no need for nuts
- Extensive range of standard accessories to eliminate on-site fabrication
- Quick release lid with metal turnbuckle fastener
- Alternative finishes: powder-coated, white (white-coated steel with a galvanised substrate), stainless steel
- *Available as option*: gasket for lid and all joints gives weatherproof seal (E20 only)



FIXINGS INCLUDED

Body (C20)

Each length of trunking body comes with:

- 1x pair of sleeves C390 (to suit height of trunking)
- 4x M5 x10mm panhead screws and washers for 50mm or 75mm deep (8no. for trunking 100mm or deeper)


Bend - multiple types

Each bend comes with:

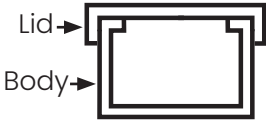

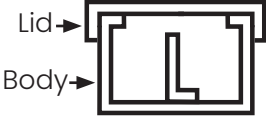














- 1x lid
- 4x M5 x10mm panhead screws and washers for 50mm or 75mm deep (8no. for trunking 100mm or deeper)

Non-gusset bends MAY also need a pair of sleeves (to suit height)

Gasket for weatherproof seal - E type



PRODUCT DETAILS

Product	Ref.	Product	Ref.
 <p>Lid → Body →</p> <p>Body and lid (2m length) - single compartment (standard)</p>	<p>Body: C20 Lid: C20L</p>	 <p>Terminating flange end</p>	C42
 <p>Lid → Body →</p> <p>Body and lid (2m length) - multiple compartments (equal or unequal)</p>	C20Y2	 <p>Top 45 degree bend</p>	C44
 <p>Top gusset bend</p>	C21	 <p>Inside 45 degree bend</p>	C45
 <p>Top gusset tee</p>	C24	 <p>Outside 45 degree bend</p>	C46
 <p>Top gusset cross</p>	C27	 <p>Outside square bend</p>	C47
 <p>Flange tee</p>	C28	 <p>Inside square bend</p>	C48
 <p>Top square bend</p>	C32	 <p>Inside gusset bend</p>	C60
 <p>Top square tee</p>	C33	 <p>Outside gusset bend</p>	C61
 <p>End cap</p>	C38		