


700 FLOOR BOX

Square, Retrofit, Trimless - Stainless Steel/Brass

Classic · With CD logo · Solid-cast handle & flap · Made-to-order · Discreet

LID

- Robust hinged lid made of brass or stainless steel
- Fully-flush lid with made to order lid recess. Recess depths of 3mm-30mm to match exact final floor depth and adhesive required and ensure perfectly-level final floor
- Solid-cast handle and flap with discreet CD logo (1 outlet flap as standard)
- Trimless lid-frame as standard. *Trim flange available as Option*
- Special finishes: antique bronze, jordan bronze, antique brass, powder-coated to RAL colour of choice, mirrored
- Extra strength lid and flat lid *available as Options*



Stainless steel

FLOOR BOX

- Square. Rectangular and Round also available as standard
- 3 sizes of floor box ranging from 150x150mm to 300x300mm, each with 3 standard-depth base box options. Bespoke shapes & sizes possible
- 1-3 compartments per floor box, matched to number of outlet plates
- Large choice of outlet plate configurations. Floor boxes can fit between 1-3 outlet plates
- IP65/when not in use (300x300mm floor box with 85mm and 120mm base boxes only) *available as Option*



Brass

BASE BOX

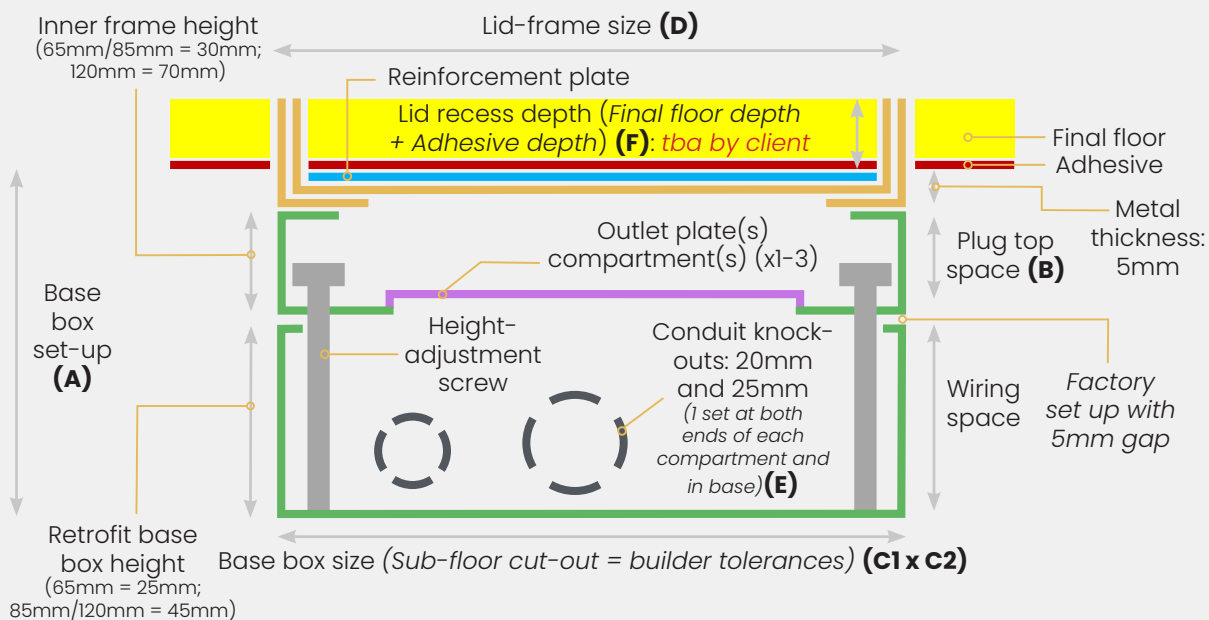
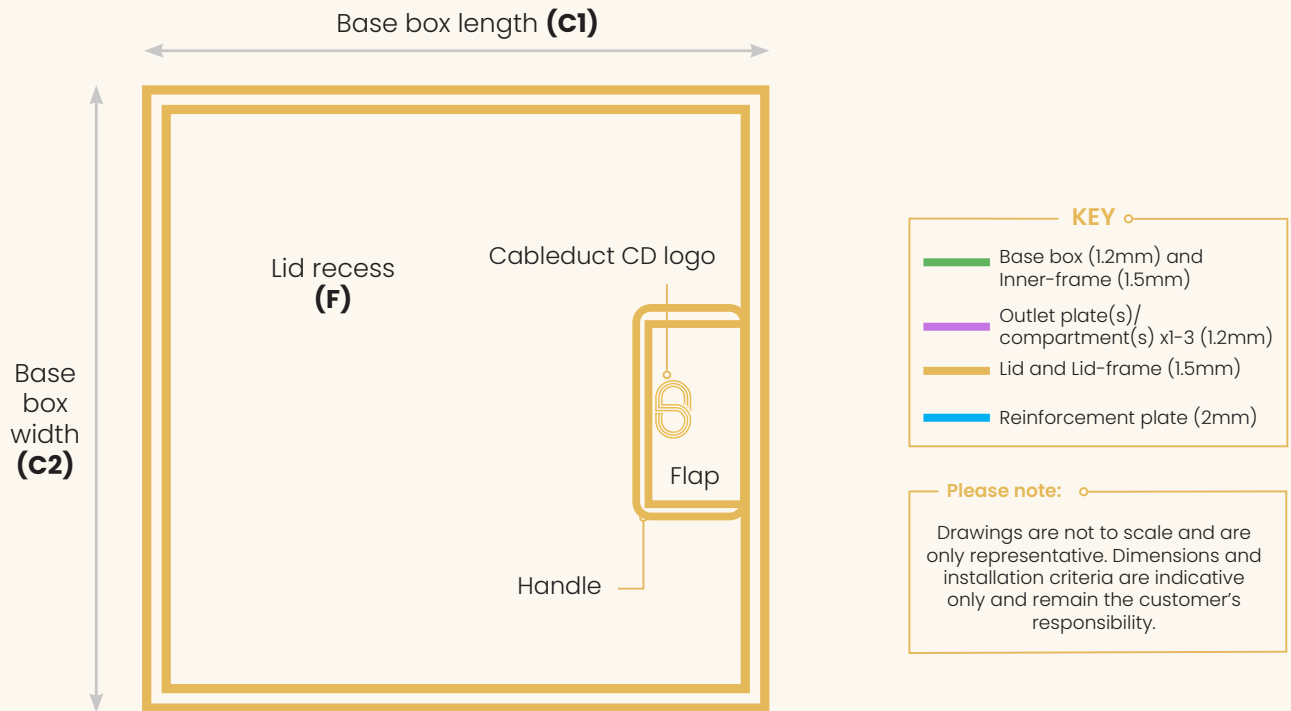
- Height adjustable inner frame gives perfect on-site levelling
- 3 standard base box set-ups of 65mm, 85mm and 120mm (see *dimension A*)
- Fixed plug-top space of 28mm to 68mm, depending on base box depth
- Wiring space varies depending on base box depth and plug-top space required
- Robust base box made of galvanised steel. Needs site support in suspended floor set-up when final floor is already laid
- Interfaces with most cable feed types (only 2 and 3 compartment floor boxes integrate via spigot with in screed trunking)
- Retrofit base box used if floor box installed after final floor or if poured finish (i.e. polished screed or poured terrazzo). Standard assembly floor box required if installing base box before final floor fitted and if solid floor



Rectangular shown

PRODUCT RANGE

Product Name	No. of compartments/ outlet plates	Base box set-up (mm deep)	Plug top space - max (fixed) (mm)	Base box size (mm)	Lid-Frame size (mm)	Feed type	Recess: Min-Max (mm)
		A	B	C1 x C2	D	E	F
SBOX-7S6	1	65	28	150x150	150x150	Conduit	3-30
SBOX-7S8	1	85	28	150x150	150x150		3-30
SBOX-7S2	1	120	68	150x150	150x150		3-30
SBOX-7M6	2	65	28	200x200	200x200	Conduit / Trunking - In screed	3-30
SBOX-7M8	2	85	28	200x200	200x200		3-30
SBOX-7M2	2	120	68	200x200	200x200		3-30
SBOX-7O6	3	65	28	300x300	300x300		3-30
SBOX-7O8	3	85	28	300x300	300x300		3-30
SBOX-7O2	3	120	68	300x300	300x300		3-30



OUTLET PLATE CONFIGURATIONS FOR POWER & DATA: 2 + 3 compartment boxes

Most popular











KEY

65+ for shallower 65mm base boxes (side-wired)















85+ for deeper 85mm and 120mm base boxes

85+(65) for deeper 85mm and 120mm base boxes but can work with 65mm base boxes depending on module

3c for 3 compartment boxes only

Outlet plates (3c=212x87mm; 2c=161x75mm)	Ref.	Outlet plates (3c=212x87mm; 2c=161x75mm)	Ref.
 2x Euromod 50x50 module 85+(65)	559; 7RO59	 4x LJ6C cut outs (22.4x36.4mm) 85+(65)	591; 7RO91
 2x 5A unswitched	576; 7RO76	 2x 13A switched 85+, 65+	554; 7RO54
 2x 13A switched with 2x USB-A 85+	554- 2USB; 7RO54- 2USB	 2x 13A switched 1x USB-A & 1x USB-C 85+	554- USBAC; 7RO54- USBAC
 2x 13A with latching RCD 85+	561; 7RO61	 1x Twin 13A switched & 1x Single 5A 85+, 65+, 3c	577
 2x 13A switched with 1x 5A socket & 2x USB-A sockets 85+, 3c	577- 2USB	 Bespoke plates available	

Other options

Outlet plates (3c=212x87mm; 2c=161x75mm)	Ref.	Outlet plates (3c=212x87mm; 2c=161x75mm)	Ref.
 Blank Plate double	501; 7RO01	 2x 13A unswitched	573; 7RO55
 3x 13A switched 85+, 65+, 3c	588	 3x 13A unswitched 85+, 65+, 3c	590
 1x 13A switched & 1x euromod 50x50 module 85+, 65+	578; 7RO78	 1x single 13A switched and 1x 1 gang aperture 3c	575
 Plate to accept 1x US Decora duplex panel mount 85+	571; 7RO71	 1x standard 2 gang aperture 3c	586
 1x dished 2 gang aperture 85+, 3c	586D	 2x standard 1 gang apertures 3c	558
 2x standard 1 gang apertures - dished 85+, 3c	558D	 3x Euromod 50x50 module 85+(65), 3c	559-S
 4x LJ6C cut outs angled plates 85+, 3c	593	 6x LJ6C cut outs (22.4x36.4mm) 85+(65), 3c	591-S

OUTLET PLATE CONFIGURATIONS FOR POWER & DATA: Single socket






Most popular

KEY


65+ for shallower 65mm base boxes (side-wired)

85+ for deeper 85mm and 120mm base boxes

85+(65) for deeper 85mm and 120mm base boxes but can work with 65mm base boxes depending on module

Outlet plates (95x87mm)	Ref.	Outlet plates (95x87mm)	Ref.
 <p>1x 13A switched 85+, 65+</p>	7RS-75W	 <p>1x Euromod 50x50 module 85+(65)</p>	7RS-59
 <p>1x 13A switched with USB-A 85+</p>	7RS-75USB	 <p>2x LJ6C cut outs (22.4x36.4mm) 85+(65)</p>	7RS-91
 <p>1x 5A unswitched</p>	7RS-5AMP		

Other options

Outlet plates (95x87mm)	Ref.	Outlet plates (95x87mm)	Ref.
 <p>Blank Plate single</p>	7RS01	 <p>1x 13A unswitched 85+(65)</p>	7RS-13A
 <p>1x standard 1 gang aperture</p>	7RS-581 GAN	 <p>1x 13A unswitched & 1x LJ6C cut out 85+(65)</p>	7RS-13RJ


SHAPE



Rectangular **(as standard)**



Round **(as standard)**




Bespoke

FINISH

Standard finishes



Brass-Satin



Stainless Steel-Satin


Special finishes




Antique Bronze
lacquer finish




Jordan Bronze
lacquer finish




Antique Brass
lacquer finish



Powdercoat finish to most
RAL colours, including:
Bronze, Black




Mirror polished stainless
steel



Mirror polished brass

OPTIONS



Lock



Mousehole cable exit



Flat lid (metal top; no
recess)




Extra strength lid



Standard assembly
(Rectangular shown)



Trim Flange



Spigot for in screened trunking
(Rectangular standard
assembly shown)



IP65 when not in use
(300x300mm only)