


# 700 FLOOR BOX

Square, Standard Assembly, Trimless – Stainless Steel/Brass

Classic · With CD logo · Solid-cast handle & flap · Made-to-order · Discreet

## LID

- Robust hinged lid made of brass or stainless steel
- Fully-flush lid with made to order lid recess. Recess depths of 3mm–30mm to match exact final floor depth and adhesive required and ensure perfectly-level final floor
- Solid-cast handle and flap with discreet CD logo (1 outlet flap as standard)
- Trimless lid-frame as standard. *Trim flange available as Option*
- Special finishes: antique bronze, jordan bronze, antique brass, powder-coated to RAL colour of choice, mirrored
- Extra strength lid and flat lid *available as Options*



*Stainless steel*

## FLOOR BOX

- Square. Rectangular and Round also available as standard
- 3 sizes of floor box ranging from 150x150mm to 300x300mm, each with 3 standard-depth base box options. Bespoke shapes & sizes possible
- 1–3 compartments per floor box, matched to number of outlet plates
- Large choice of outlet plate configurations. Floor boxes can fit between 1–3 outlet plates
- IP65/when not in use (300x300mm floor box with 85mm and 120mm base boxes only) *available as Option*



*Brass*

## BASE BOX

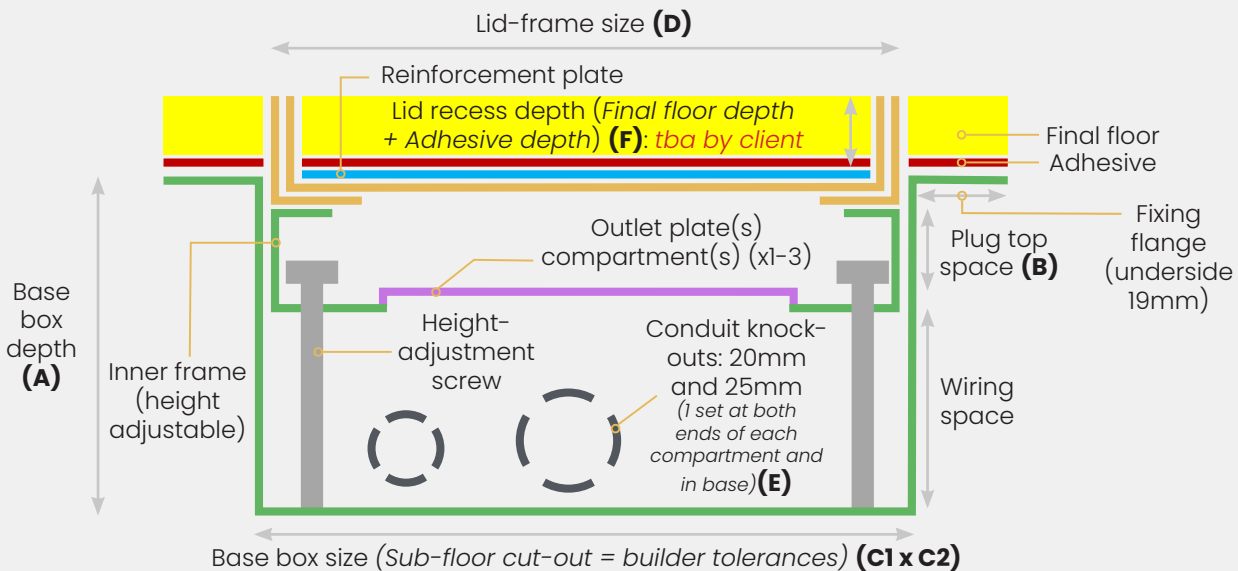
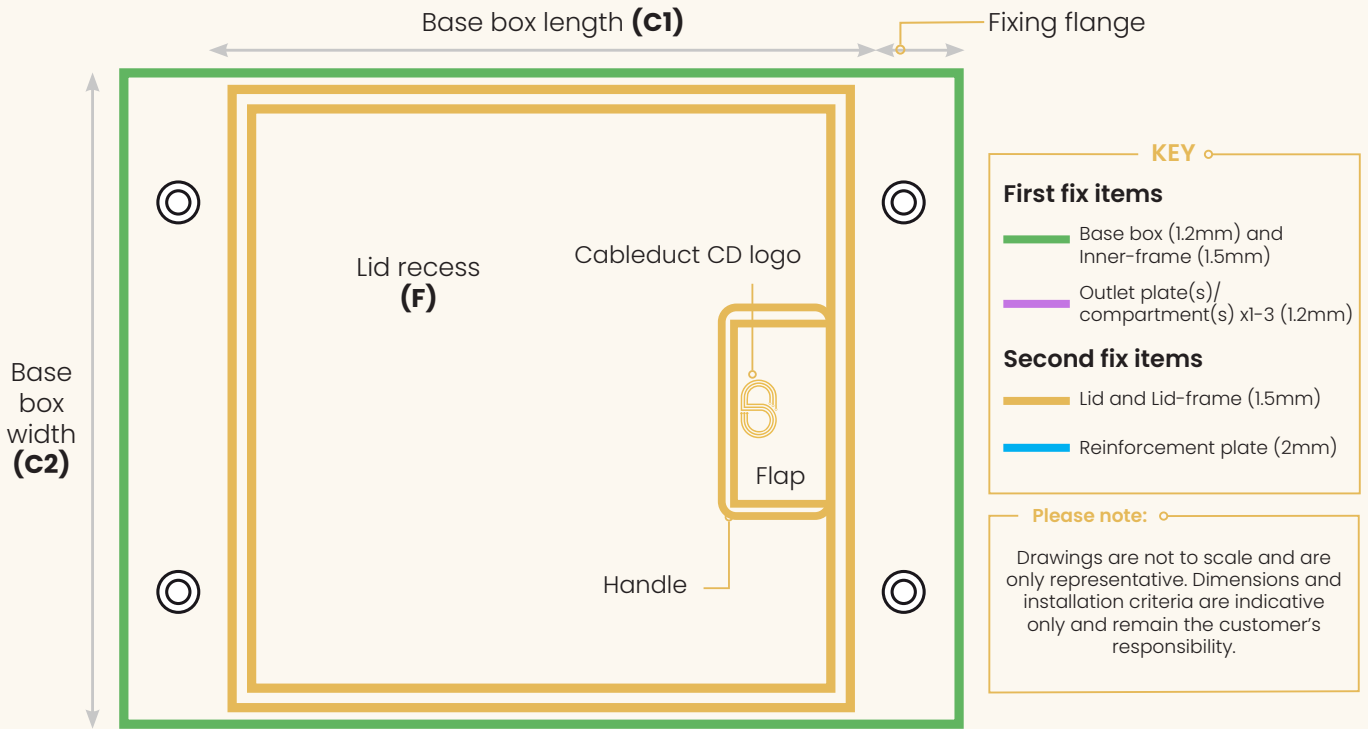
- Height adjustable inner frame gives perfect on-site levelling
- 3 standard base box depths of 65mm, 85mm and 120mm
- Fixed plug-top space of 28mm to 68mm, depending on base box depth
- Wiring space varies depending on base box depth and plug-top space required
- Robust base box made of galvanised steel
- Interfaces with most cable feed types (only 2 and 3 compartment floor boxes integrate via spigot with in screed trunking)
- Install base box before final floor fitted as standard. Retrofit base box available as Option if floor box installed after final floor or if poured finish (i.e. polished screed or poured terrazzo)



*Rectangular shown*

# PRODUCT RANGE

Product Name	No. of compartments/ outlet plates	Base box depth (mm)	Plug top space - max (fixed) (mm)	Base box size (mm)	Lid-Frame size (mm)	Feed type	Recess: Min-Max (mm)
		<b>A</b>	<b>B</b>	<b>C1 x C2</b>	<b>D</b>	<b>E</b>	<b>F</b>
SBOX-7S6	1	65	28	160x160	150x150	Conduit	10-30
SBOX-7S8	1	85	28	160x160	150x150		3-30
SBOX-7S2	1	120	68	160x160	150x150		3-30
SBOX-7M6	2	65	28	210x210	200x200	Conduit / Trunking - In screed	10-30
SBOX-7M8	2	85	28	210x210	200x200		3-30
SBOX-7M2	2	120	68	210x210	200x200		3-30
SBOX-706	3	65	28	310x310	300x300		10-30
SBOX-708	3	85	28	310x310	300x300		3-30
SBOX-702	3	120	68	310x310	300x300		3-30













# OUTLET PLATE CONFIGURATIONS FOR POWER & DATA: 2 + 3 compartment boxes















## Most popular

### KEY

- 65+** for shallower 65mm base boxes (side-wired)
- 85+** for deeper 85mm and 120mm base boxes
- 85+(65)** for deeper 85mm and 120mm base boxes but can work with 65mm base boxes depending on module
- 3c** for 3 compartment boxes only

Outlet plates (3c=212x87mm; 2c=161x75mm)	Ref.	Outlet plates (3c=212x87mm; 2c=161x75mm)	Ref.
 2x Euromod 50x50 module <b>85+(65)</b>	559; 7RO59	 4x LJ6C cut outs (22.4x36.4mm) <b>85+(65)</b>	591; 7RO91
 2x 5A unswitched	576; 7RO76	 2x 13A switched <b>85+, 65+</b>	554; 7RO54
 2x 13A switched with 2x USB-A <b>85+</b>	554- 2USB; 7RO54- 2USB	 2x 13A switched 1x USB-A & 1x USB-C <b>85+</b>	554- USBAC; 7RO54- USBAC
 2x 13A with latching RCD <b>85+</b>	561; 7RO61	 1x Twin 13A switched & 1x Single 5A <b>85+, 65+, 3c</b>	577
 2x 13A switched with 1x 5A socket & 2x USB-A sockets <b>85+, 3c</b>	577- 2USB	 Bespoke plates available	

## Other options

Outlet plates (3c=212x87mm; 2c=161x75mm)	Ref.	Outlet plates (3c=212x87mm; 2c=161x75mm)	Ref.
 Blank Plate double	501; 7RO01	 2x 13A unswitched	573; 7RO55
 3x 13A switched <b>85+, 65+, 3c</b>	588	 3x 13A unswitched <b>85+, 65+, 3c</b>	590
 1x 13A switched & 1x euromod 50x50 module <b>85+, 65+</b>	578; 7RO78	 1x single 13A switched and 1x 1 gang aperture <b>3c</b>	575
 Plate to accept 1x US Decora duplex panel mount <b>85+</b>	571; 7RO71	 1x standard 2 gang aperture <b>3c</b>	586
 1x dished 2 gang aperture <b>85+, 3c</b>	586D	 2x standard 1 gang apertures <b>3c</b>	558
 2x standard 1 gang apertures - dished <b>85+, 3c</b>	558D	 3x Euromod 50x50 module <b>85+(65), 3c</b>	559-S
 4x LJ6C cut outs angled plates <b>85+, 3c</b>	593	 6x LJ6C cut outs (22.4x36.4mm) <b>85+(65), 3c</b>	591-S

# OUTLET PLATE CONFIGURATIONS FOR POWER & DATA: Single socket






## Most popular

### KEY





**65+** for shallower 65mm base boxes (side-wired)

**85+** for deeper 85mm and 120mm base boxes

**85+(65)** for deeper 85mm and 120mm base boxes but can work with 65mm base boxes depending on module

Outlet plates (95x87mm)	Ref.	Outlet plates (95x87mm)	Ref.
 <p>1x 13A switched <b>85+, 65+</b></p>	7RS-75W	 <p>1x Euromod 50x50 module <b>85+(65)</b></p>	7RS-59
 <p>1x 13A switched with USB-A <b>85+</b></p>	7RS-75USB	 <p>2x LJ6C cut outs (22.4x36.4mm) <b>85+(65)</b></p>	7RS-91
 <p>1x 5A unswitched</p>	7RS-5AMP		

## Other options

Outlet plates (95x87mm)	Ref.	Outlet plates (95x87mm)	Ref.
 <p>Blank Plate single</p>	7RS01	 <p>1x 13A unswitched <b>85+(65)</b></p>	7RS-13A
 <p>1x standard 1 gang aperture</p>	7RS-581 GAN	 <p>1x 13A unswitched &amp; 1x LJ6C cut out <b>85+(65)</b></p>	7RS-13RJ


## SHAPE



Rectangular **(as standard)**



Round **(as standard)**




Bespoke

## FINISH

### Standard finishes




Brass-Satin




Stainless Steel-Satin


### Special finishes




Antique Bronze  
lacquer finish




Jordan Bronze  
lacquer finish




Antique Brass  
lacquer finish



Powdercoat finish to most  
RAL colours, including:  
Bronze, Black



Mirror polished stainless  
steel



Mirror polished brass

## OPTIONS



Lock



Mousehole cable exit



Flat lid (metal top; no  
recess)




Extra strength lid



Retrofit  
(Rectangular shown)



Trim Flange



Spigot for in screed trunking  
(Rectangular shown)



IP65 when not in use  
(300x300mm only)